

MTN-035 Placebo Rectal Suppository Instructions (Page 1 of 2)

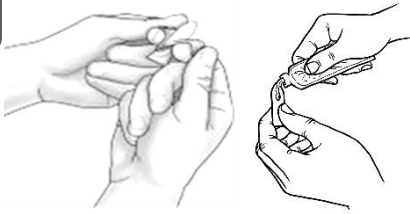
Product contents: • one strip of 20 placebo rectal suppositories • Good Clean Love lubricant packets

1



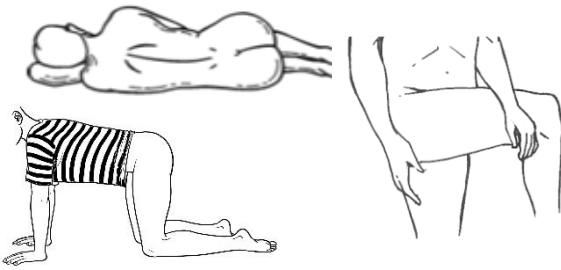
Wash and dry your hands thoroughly with soap and water.

2



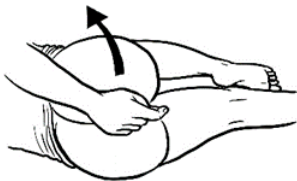
Remove a single suppository from the strip. Peel any wrapping away from the suppository. If needed, lubricate the tip of the suppository with *Good Clean Love* to help it slide into the rectum more smoothly.

3



Find the position that feels most comfortable. Many people already have a position they prefer (e.g. laying on their side, on bended knees, or standing with one leg raised).

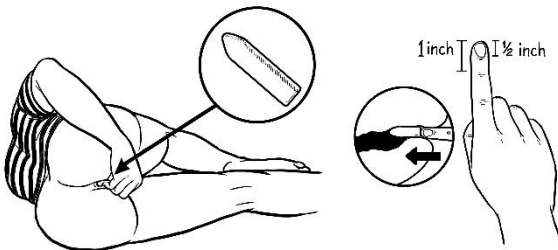
4



Relax your buttocks to make it easier to insert the suppository.

Gently spread your buttock open to expose the anus.

5



Insert the suppository, rounded end first, with your finger about [1 inch/2.5 cm] into your rectum.

6



Hold or clench buttocks together for a few seconds.

If possible, remain lying down or seated for about 30 minutes to allow it to dissolve.

Wash and dry hands again with soap and water.

MTN-035 Placebo Rectal Suppository Instructions (Page 2 of 2)

TIPS & IMPORTANT INFORMATION

Preparation

- ❖ To reduce the discomfort associated with inserting the suppository, it is recommended that you empty your bowels before use.

Administration

- ❖ It is recommended that you insert one dose of the study product between 30 minutes to 3 hours prior to engaging in receptive anal intercourse (RAI), and that you not insert more than one dose in a 24-hour period. If you forget to or cannot take a dose before RAI, skip the dose. If you do not engage in RAI in a given week, insert a dose of the product in the absence of RAI.
- ❖ Do not force the suppository into the rectum, as this may cause injury. If you cannot get it in, do not continue trying. Contact the study clinic to discuss what to do next.

After Insertion

- ❖ If the suppository comes out after you insert it, you may not have pushed it far enough into the rectum. Be sure to push the suppository past the sphincter, which is the muscular opening of the rectum.

Side Effects

- ❖ You may experience some side effects during or after inserting the suppository, such as abdominal upset or pain, gas or rectal discomfort.
- ❖ Contact study staff if you experience any problems when or after the suppository is inserted.

Storage and Transport

- ❖ Store the suppositories in a cool, dry place out of the reach of children.
- ❖ Return any unused suppositories to the clinic. Store in the bag provided to you.
- ❖ During transport, keep the bag with you at all times to avoid loss.

Questions

Study staff are here to help and support you. Please contact us between visits with any questions or concerns, or if your product supply runs low.

[INSERT SITE SPECIFIC CONTACT INFO]