

Contraceptive Action Team: Update 2014

Katie Bunge and Devika Singh

MTN Annual Meeting

February 2014





Background

- MTN formed the CAT in June 2012
 - June 2012, Jan 2013, June 2013, February 2014
- Two to three members from each study site represent the CAT
 - Goal is to explore misconceptions and expand contraceptive mix across MTN 020 sites



Successes

- Staff education and motivation
- Participant education
- Community education
- IUCD provider training
- Implant provider training
- Networking
- Expanded method mix

Staff Education and Motivation

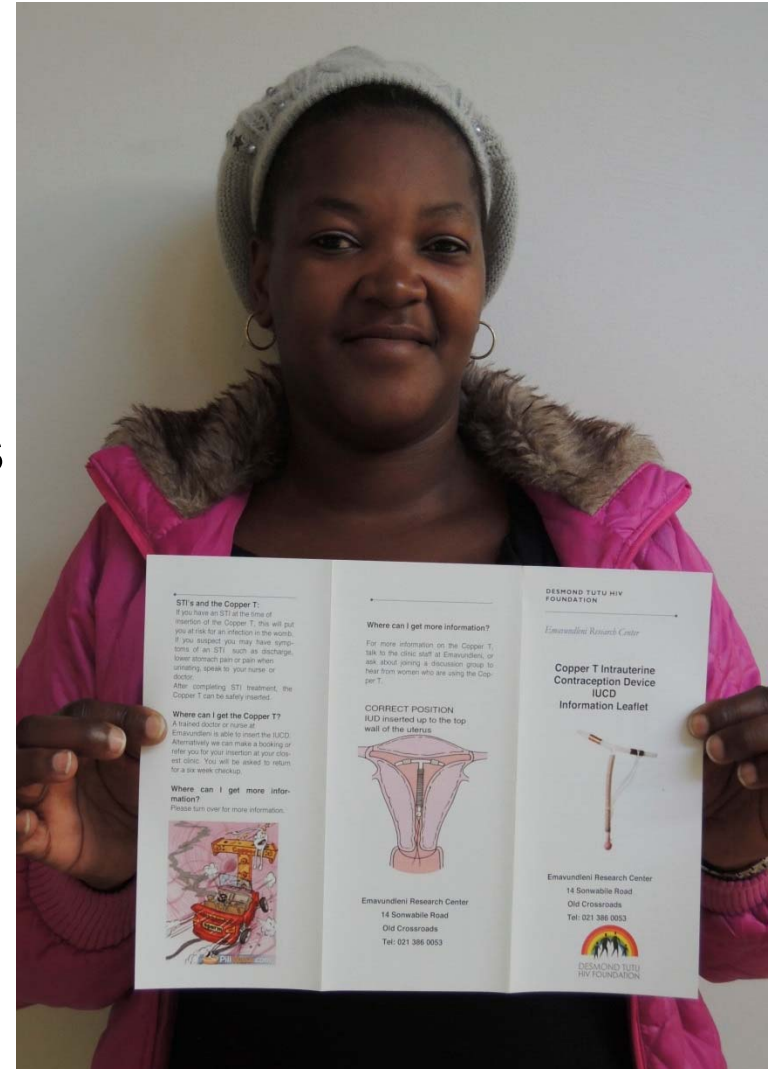
- All sites have implemented staff site trainings with an emphasis on continuing education
 - Trainings since last year: thirteen

- CAT members make contraceptive choice a priority
 - Integrate into ASPIRE meetings
 - Review monthly stats



Participant Education

- Expanding educational tools
 - Site-developed fliers
- Peer to peer education
 - IUCD discussion group
 - Peer educators in waiting rooms
- Retention events
- Male involvement workshops
- Adherence counseling



Community Education

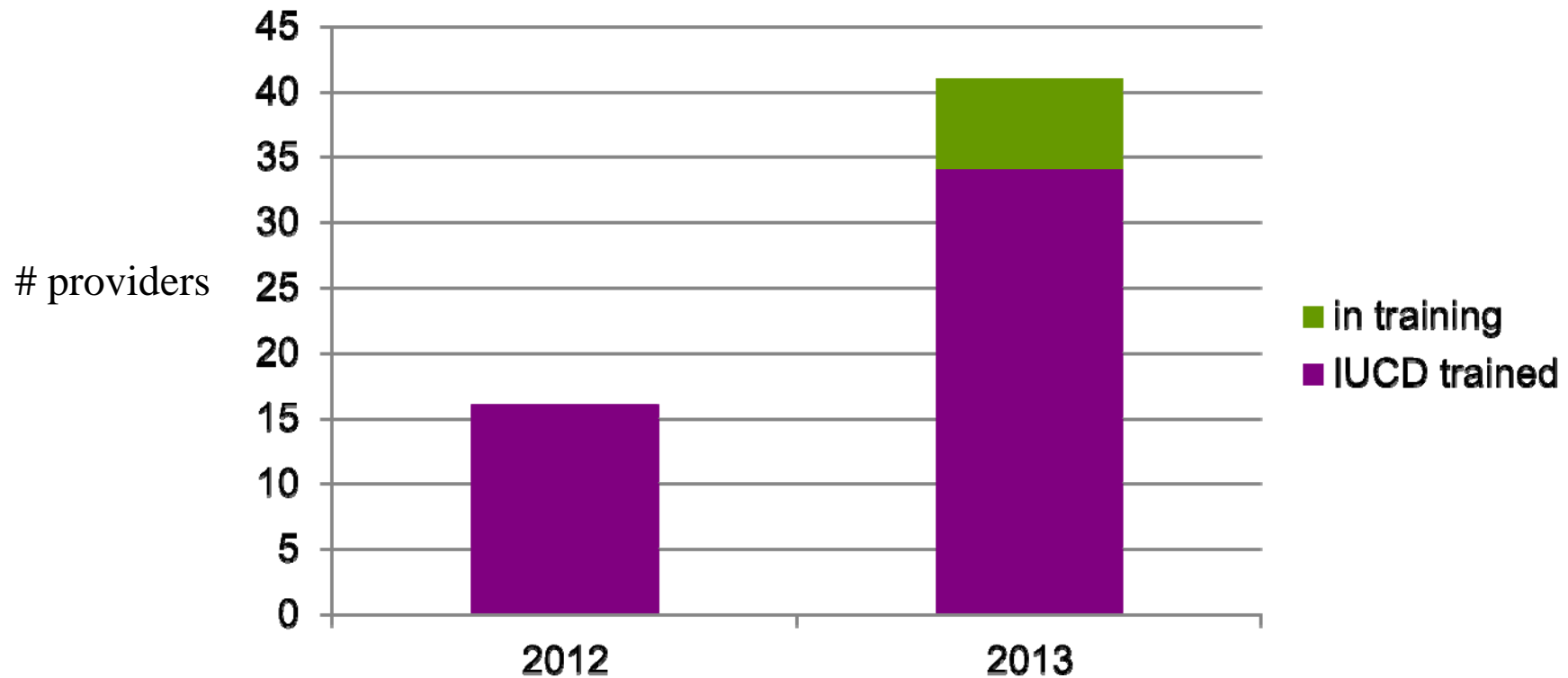
- More involvement with the CAB

- Community events
 - Recruitment activities
 - Stakeholder meetings
 - Condom week
 - Pregnancy awareness workshops
 - Wellness day events
 - World AIDS vaccine day event



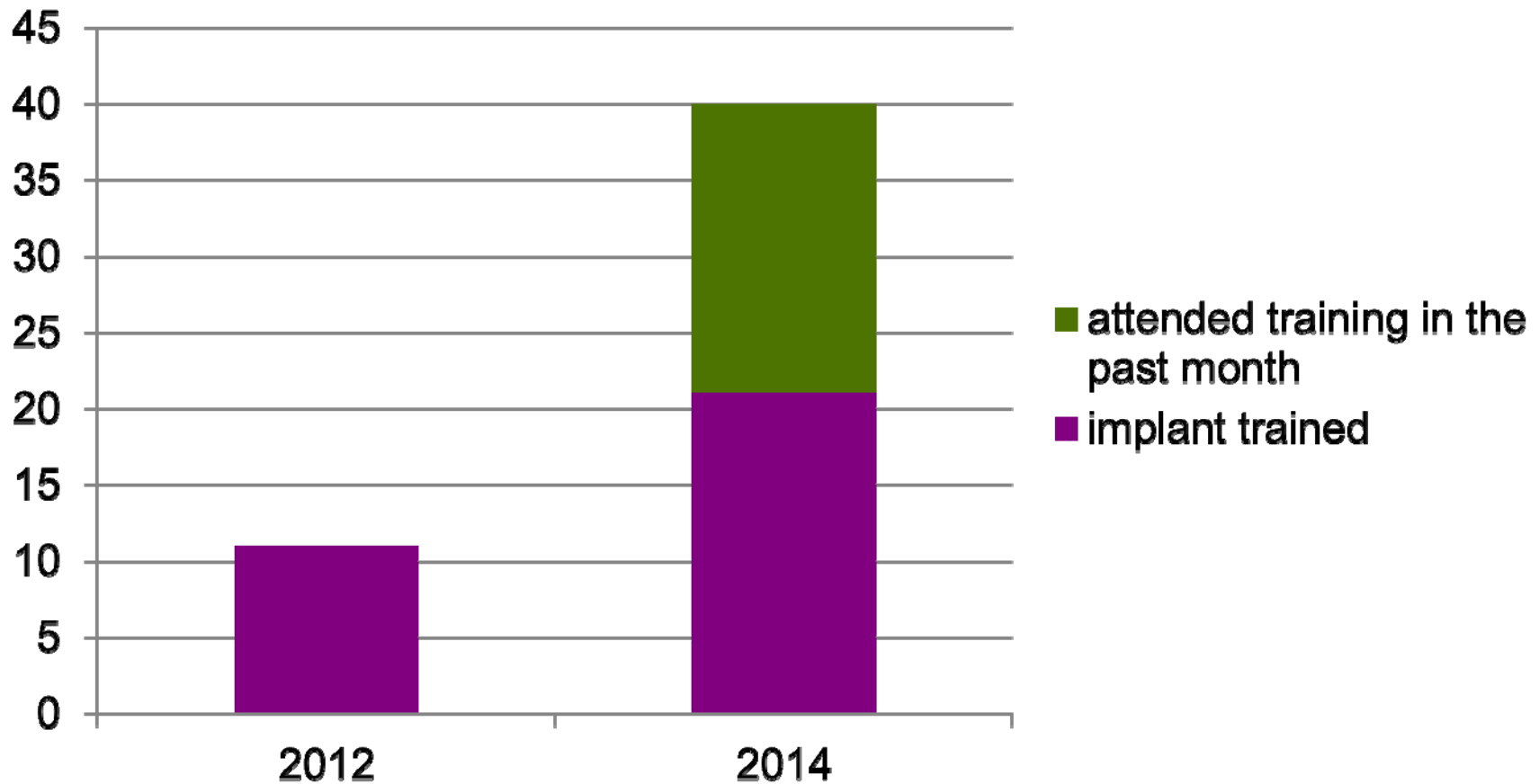


IUCD provider training



- ALL CTUs are able to offer OCPs, injectables, AND IUCD on site

Implant Provider Training



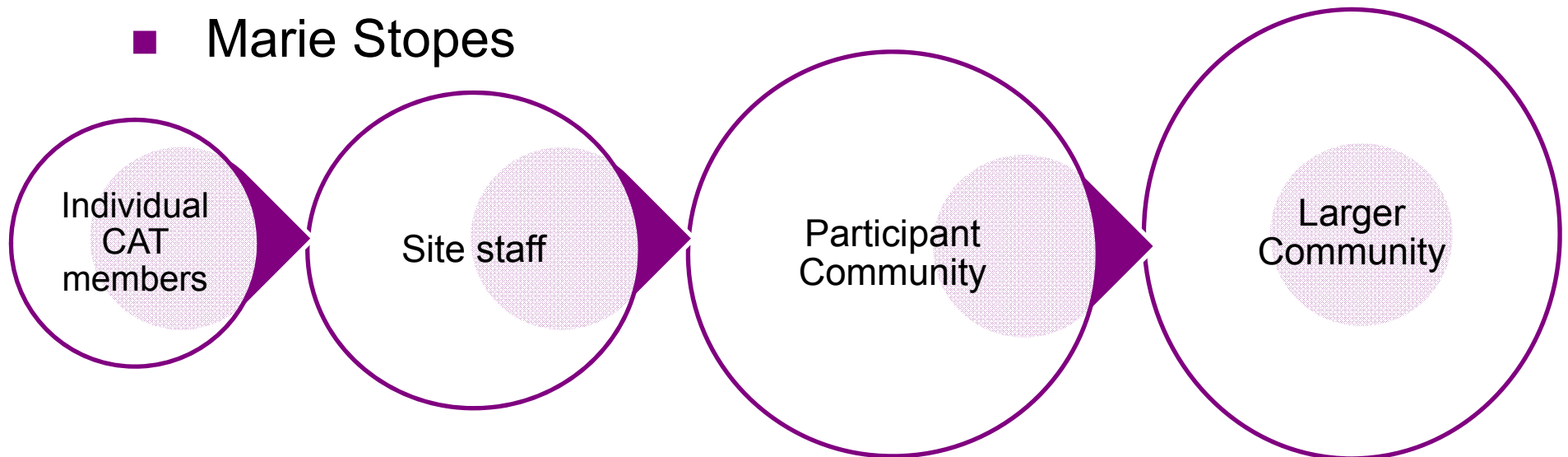


CAT Meeting - February 10-12, 2014

- 19 South African clinicians attended the implant training (joint effort involving FHI360-South Africa, Katie Bunge, Catherine Chappell)
- Guest speakers: Sharon Hillier, Helen Rees, Nelly Mugo, Mala Panday, Chelsea Polis

Networking

- Sites are beginning to reach out to other local organizations
 - DOH
 - Local FP clinics
 - Wentworth AIDS Action Group
 - Marie Stopes





Measurable Success

- Pregnancy rate in prevention trials
 - Partners PrEP-10%
 - CAPRISA 004- 4%
 - Fem-Prep- 9%
 - VOICE 7.8%

- Pregnancy rate in ASPIRE to date-3%



All Sites – February 14, 2014

| | Injectable | OCP | Sterilization | Implant | IUCD |
|-----|------------------------------|------------|----------------------|----------------|-------------|
| All | 47.8% (33.7% DMPA) | 8.1% | 3.2% | 16.2% | 21.8% |

Contraceptive Uptake by Country

Follow Up Use – February 14, 2014

| | Uganda | Zimbabwe | Malawi | South Africa |
|---------------|--------|----------|--------|--------------|
| Implant | 23% | 41% | 45% | <1% |
| IUCD | 43% | 32% | 4% | 15% |
| Sterilization | 3% | <1% | 7% | 2% |
| Injectables | 22% | 23% | 41% | 65% |
| OCPs | 7% | 3% | 0% | 12% |



Some Highlights Since June

- Lilongwe
- Blantyre
- Uganda
- Zimbabwe
- MRC
- eThekweni
- Cape Town



Some Highlights Since June

- Lilongwe: 81 enrolled! 57% on implant
- Blantyre
- Uganda
- Zimbabwe
- MRC
- eThekweni
- Cape Town



Some Highlights Since June

- Lilongwe
- **Blantyre: 83 enrolled! 35% on implant**
- Uganda
- Zimbabwe
- MRC
- eThekweni
- Cape Town



Some Highlights Since June

- Lilongwe
- Blantyre
- Uganda: injectable use ↓ 30% to 22%
- Zimbabwe
- MRC
- eThekweni
- Cape Town



Some Highlights: Since June

- Lilongwe
- Blantyre
- Uganda
- Zimbabwe: IUCD↑ 24% to 31%
- MRC
- eThekweni
- Cape Town




Some Highlights-Since June

- Lilongwe
- Blantyre
- Uganda
- Zimbabwe:
- **MRC: DMPA ↓ 50% to 45%**
- eThekweni:
- Cape Town



Some Highlights: Since June

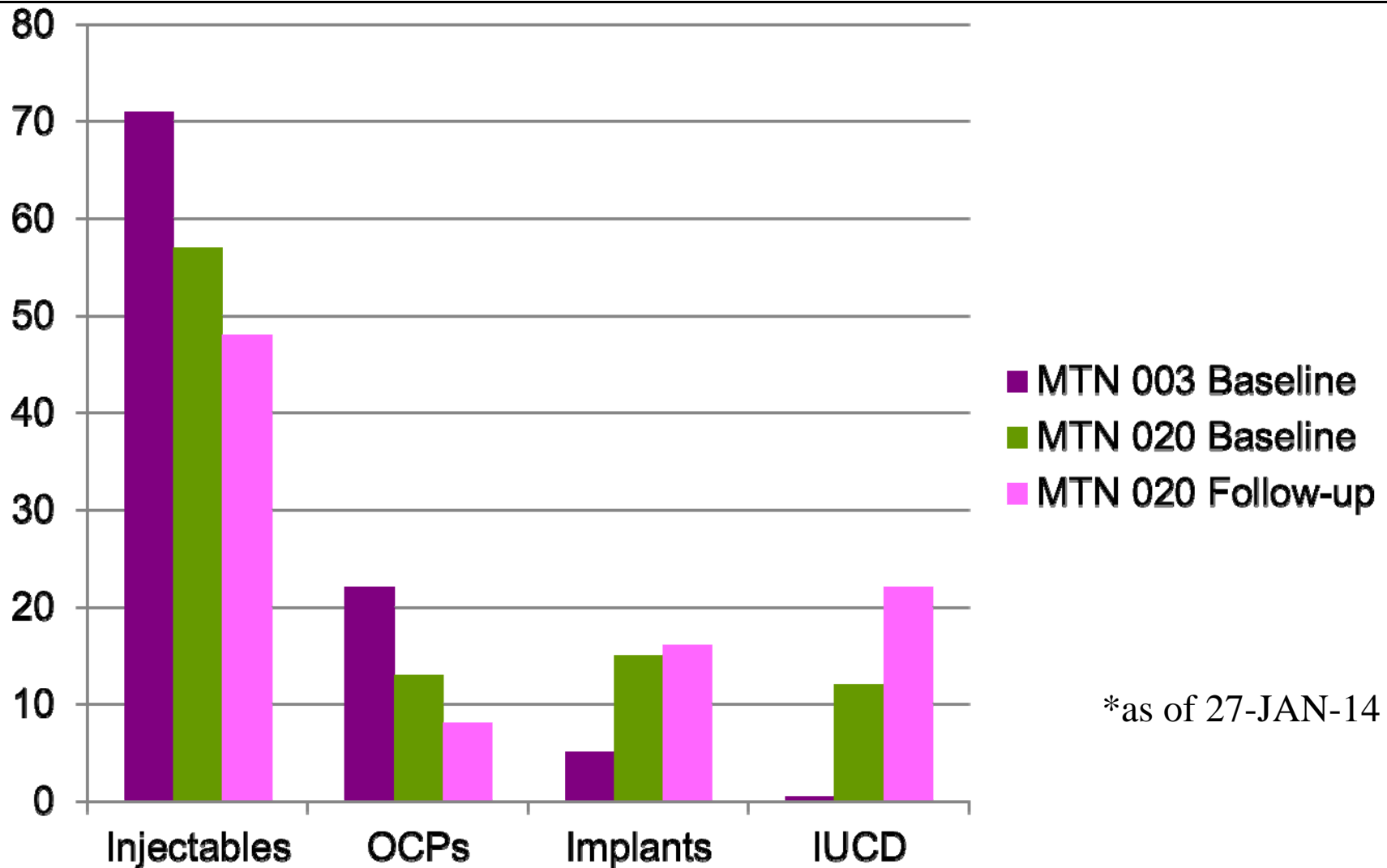
- Lilongwe
- Blantyre
- Uganda
- Zimbabwe
- MRC
- eThekweni: IUCD uptake at 23.0%
- Cape Town



Some Highlights – Since June 2013

- Lilongwe
- Blantyre
- Uganda
- Zimbabwe
- MRC
- eThekweni:
- Cape Town: DMPA↓ 50.5% to 47.0%

Measurable Success*



*as of 27-JAN-14



Steps Forward

- Roll out of implants in South Africa
 - Counseling, education, placement
- Continue to expand on mix of methods across sites
- Communicate successes and understand challenges of long-acting reversible contraceptive methods



Implant provider training

