

Self-Collected Vaginal Swab for MTN-042 and MTN-043



1) Wash & dry hands, then undress from the waist down.



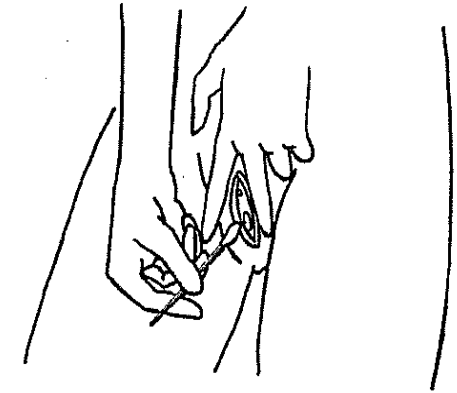
2) Remove Cap from vial. Place Cap nearby.



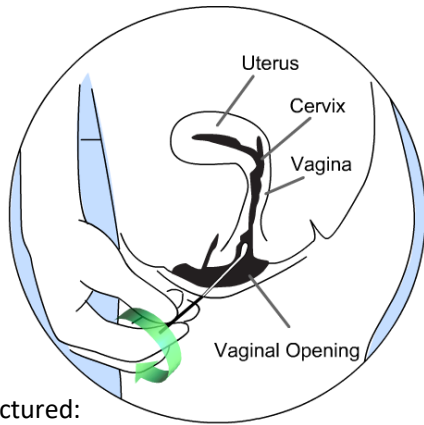
3) Open swab envelope on the end **opposite** of the soft tip.



4) Grasp swab as pictured.




5) Separate the labia with one hand, use other hand to hold the plastic swab shaft between thumb and forefinger.




6) Pictured:

- Insert the soft tip of the swab into your vagina
- approximately 2 inches (~length of your little finger).
- Spin the swab for 10 seconds (counting thousand 1, thousand 2, thousand 3...) in a circular motion attempting to touch all walls of the vagina.
- Remove slowly while still spinning swab!



7) Insert swab into vial (hold upright)



8) Place finger or thumb on the swab shaft so swab does not come out. Bend shaft back & forth to break off.



9) Place cap on cryovial. Give vial to study staff.



10) When finished, wash and dry hands.