

Tenofovir Concentration in the Female Genital Tract

Jill L Schwartz, MD



The Microbicide Challenge is a Tall Order...



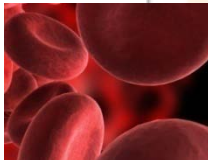
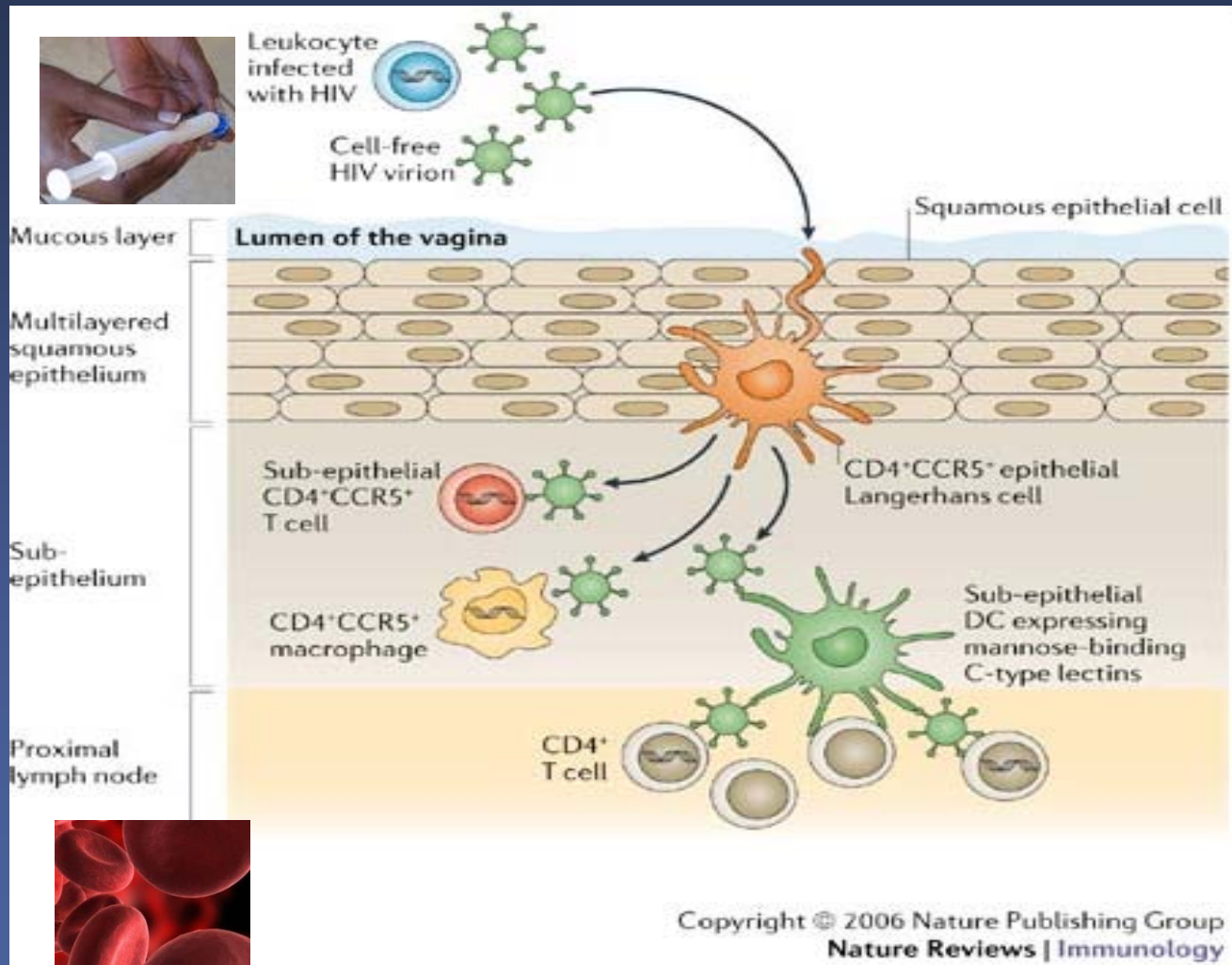
In order to prevent HIV infection we have to:

- ◆ Deliver the *appropriate* concentration of TFV
- ◆ To the *appropriate* biological site
- ◆ For the *appropriate* duration
- ◆ And avoid side effects and resistance

Why Are Pharmacokinetic Data Collected

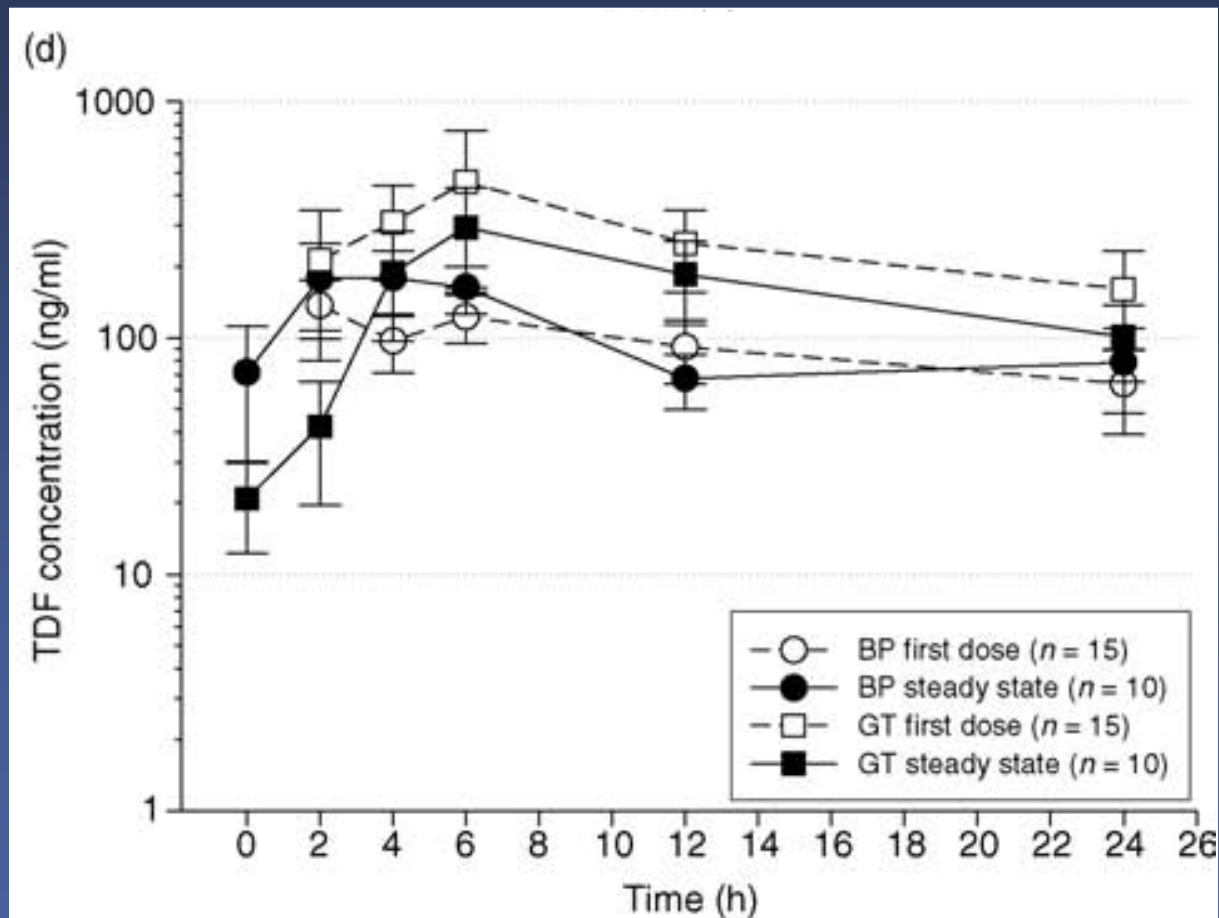
- ◆ Inform clinical trials for selection of drug dose and dosing frequency
- ◆ Provide biologic plausibility to interpret clinical trial results

Where do the drugs need to be?



ORAL TDF

TFV in blood plasma (BP) and genital tract (GT) After 1st dose and Steady State

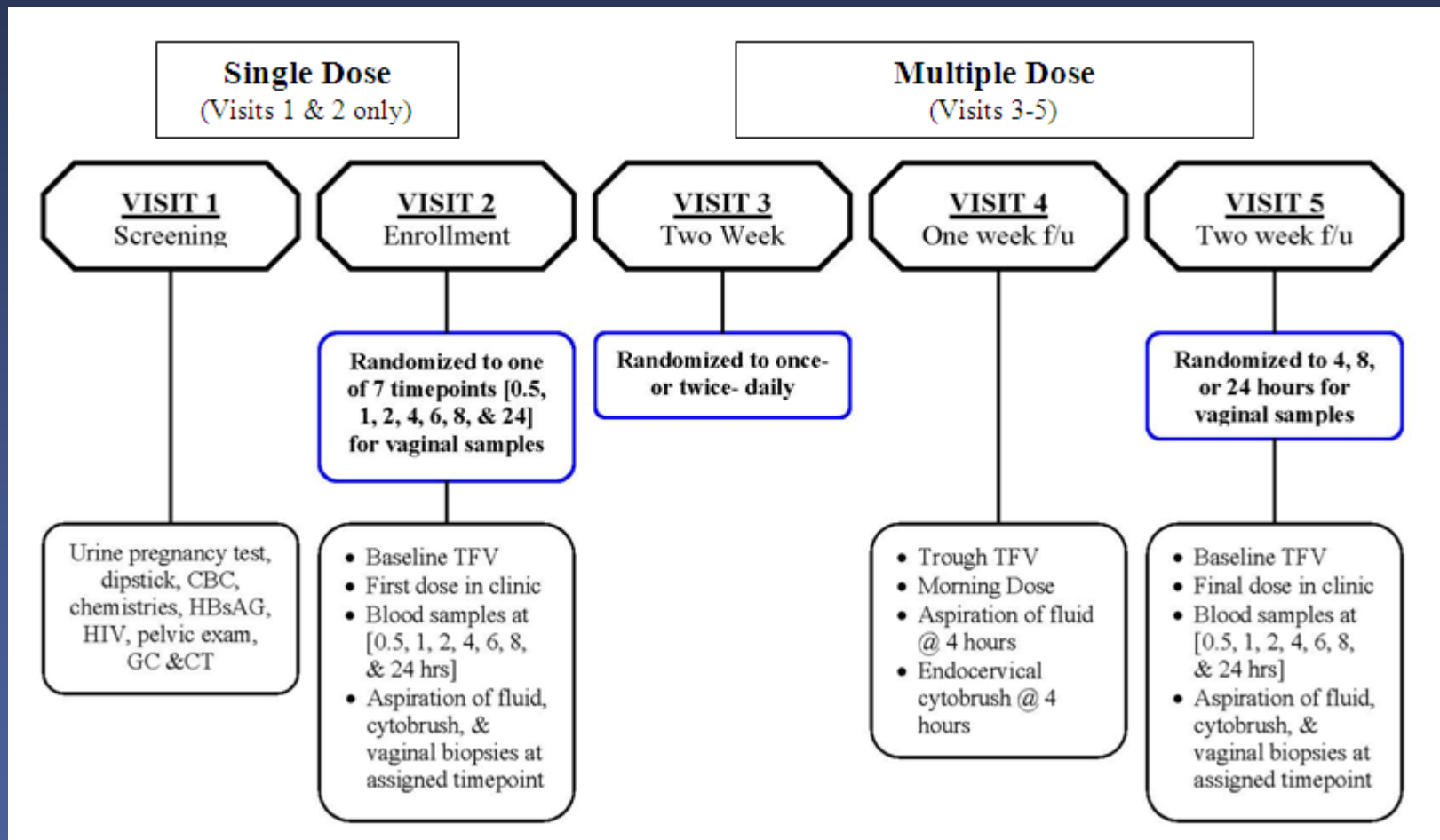


TFV gel Clinical Safety and PK Studies

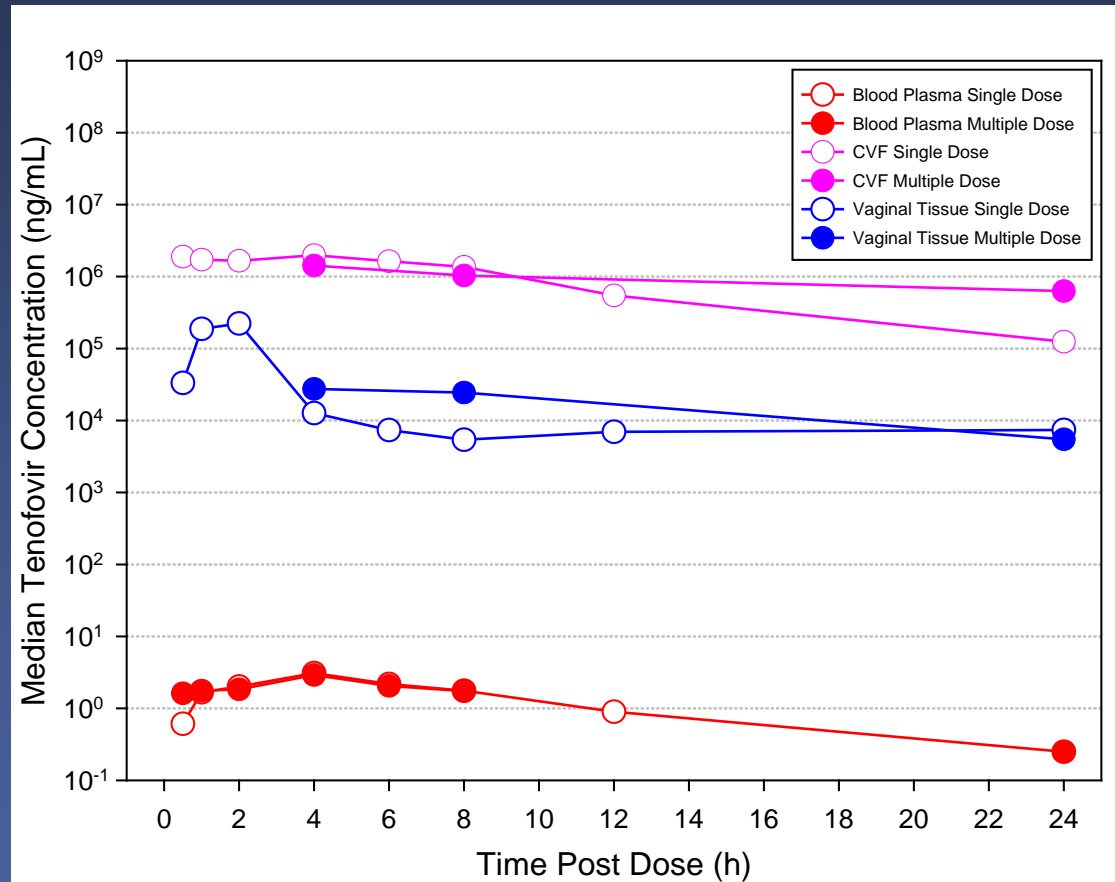
Study	N (# TFV)	Arms	Endpoints			
			Safety (includes AEs)			PK
			Colpo	Cyto- kines	Flora	
HPTN 050 <i>Safety study in HIV- & HIV+</i>	84	0.3 vs 1% QD or BID for 2 weeks	√			√
MTN 059 <i>Expanded Safety</i>	200 (100)	4 arms: Daily or Coitally Tenofovir or placebo for 6 months	√	√	√	√
CONRAD PK	49	Single dose then 2-weeks (once or twice-daily)				√
MTN 001 <i>Crossover safety and PK</i>	144	6-weeks oral 6-weeks vaginal 6-weeks oral + vaginal		√	√	√

Tenofovir PK Study Design

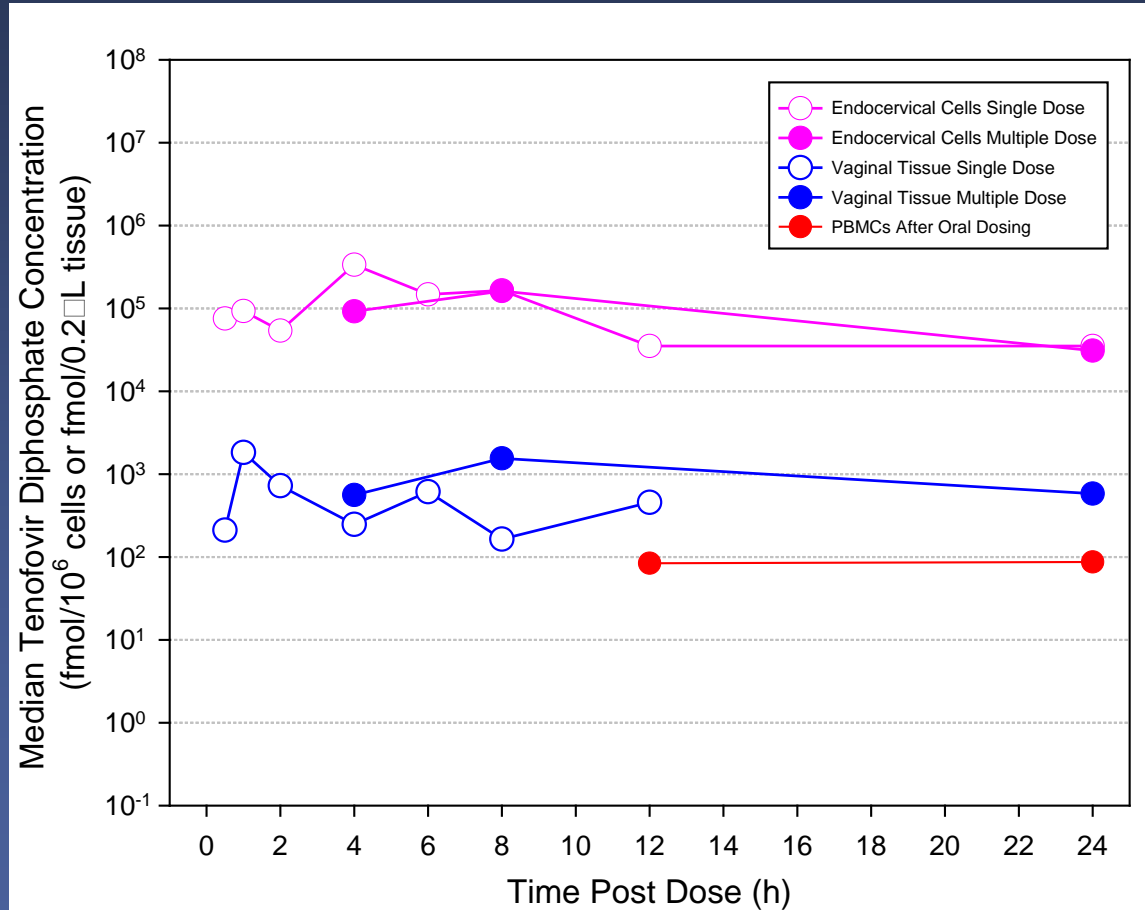
N=49



Tenofovir Pharmacokinetics

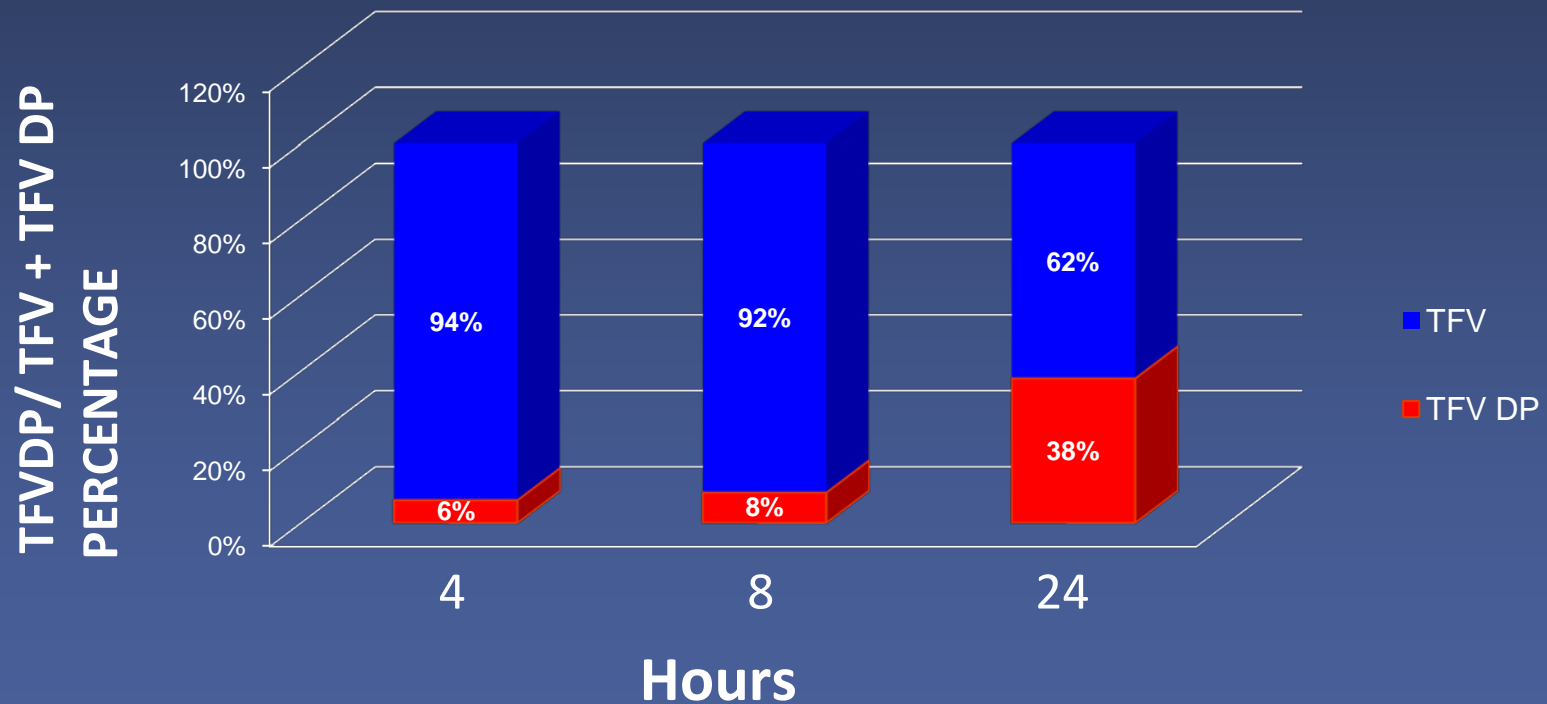


Tenofovir Diphosphate Pharmacokinetics



What percentage of total tenofovir is in the active metabolite form?

Vaginal Tissue levels after 2 Weeks of Dosing



Median (IQR) Parameters Blood Plasma

Analyte, Matrix, Dose Frequency	C _{max} (ng/mL)	T _{max} (hr)	AUC _{24h} (hr*ng/mL)	C _{24h} (ng/mL)
TFV Single Dose	4.0 (1.5-9.1)	4 (2-6)	36.4 (13.5-69.6)	0.3 (0.3-0.5)
TFV Multiple Dose	3.4 (2.4-6.1)	4 (2-6)	37.2 (24.6-62.6)	0.3 (0.3-0.6)
TDF (oral) 300 mg	3.0x 10 ²	1	2.3x 10 ³	--

Median PK Parameters TFV-DP in Genital Tract

Analyte, Matrix, Dose Frequency	Cmax (ng/mL)	Tmax (hr)	AUC _{24h} (hr*ng/mL)	C _{24h} (ng/mL)
TFV-DP ECC Single Dose ¹	7.5 x 10 ⁵	4	58.1 x 10 ⁵	0.8 x 10 ⁵
TFV-DP ECC Multiple Dose ¹	3.6 x 10 ⁵	8	44.5 x 10 ⁵	0.5 x 10 ⁵
TFV-DP Tissue Single Dose ¹	0.5 x 10 ³	4	1.7 x 10 ³	n/a
TFV-DP Tissue Multiple Dose ¹	3.1 x 10 ³	8	43.4 x 10 ³	1.3 x 10 ³
TDF (oral) 300 mg Blood Plasma	3.0x 10 ²	1	2.3x 10 ³	--
¹ Estimated from 4, 8 and 24 hour samples				

What do we know about TFV in Genital Tract?




Oral:

- ◆ GT exposure within 2 hrs of oral dose
- ◆ TFV reached peak conc by 6 hours
- ◆ GT conc. were at or above BP conc 4h after dose and remained higher

Intravaginal:

- ◆ TFV high in vaginal tissue (10^4 - 10^5 ng/ml)
- ◆ TFV-DP high in ECC (10^5 ng/ml) and vaginal tissue (10^3 ng/ml)

What will other ongoing studies tell us? More pieces to the puzzle...



- ◆ **TFV010—**
 - ▶ Mucosal Immunity: cytokines, antimicrobial proteins and endogenous activity, ECC TFV-DP (Results M2010)
- ◆ **MTN001—**
 - ▶ Genital Tract PK with oral vs intravaginal administration
- ◆ **PK in Pregnancy—**
 - ▶ 002—PK in blood, amniotic fluid, fetal cord blood, placenta and endometrium after single dose
 - ▶ 008---PK after 7 days in pregnancy and lactation
- ◆ **Rectal Studies—**
 - ▶ 006 --To compare PK among oral TDF, rectal TFV gel & placebo gel

What do we still need to know?

- ◆ TFV-DP levels in cell populations (immune vs. epithelial cells)
- ◆ TFV-DP conversion—need to stabilize samples
- ◆ What drug levels are needed and where?

Acknowledgements

- ◆ **University of North Carolina:**

Clinical Pharmacology and Analytical Chemistry Lab

Angela Kashuba
Nicole White
Eric Kraft

- ◆ **Family Health International,
Durham, NC**

Wes Rountree
Doug Taylor

- ◆ **Gilead Sciences, Inc.**

Brian Kearny
Jim Rooney

- ◆ **PROFAMILA, Santo Domingo, DR**

Vivian Brache
Leila Cochon

- ◆ **University of Pittsburgh, Pittsburgh,
PA**

Mitchell Creinin
Lynn Reid

- ◆ **Advances in Health, Houston, TX**

Alfred Poindexter
Diane Lemus

- ◆ **Funding provided by:**

